

Sealite[®]
www.sealite.com



**Nelco
Marine**

www.nelcomarine.com

t: (250) 354 9011

Buoys and Moorings



Inland Waterway and Shallow Harbor Solutions

www.sealite.com

We believe technology improves navigation™



Introduction

Thank you for considering Sealite for your marine marking needs. Sealite is a major supplier to federal, state and local marine authorities including the U.S. Coast Guard and the U.S. Navy. Sealite's buoy and float products are rotationally molded in our New Hampshire factory to the same exacting standards as our offshore and coastal buoy products. The products utilize the same premium quality polyethylene and closed cell foam materials for optimal performance. Our sole focus is improving the safety of mariners by developing state of the art aids to navigation; we don't make pool products or medical supplies like some other companies. Call us for custom solutions to your marking challenges. We look forward to working with you.



Sealite is one of the only full-line navigation aid producers to manufacture marine buoys on-site with state of the art rotational molding equipment; in-house manufacturing allows us to ensure marine buoys are robust and able to withstand the most severe weather conditions.

Table of Contents

Page #

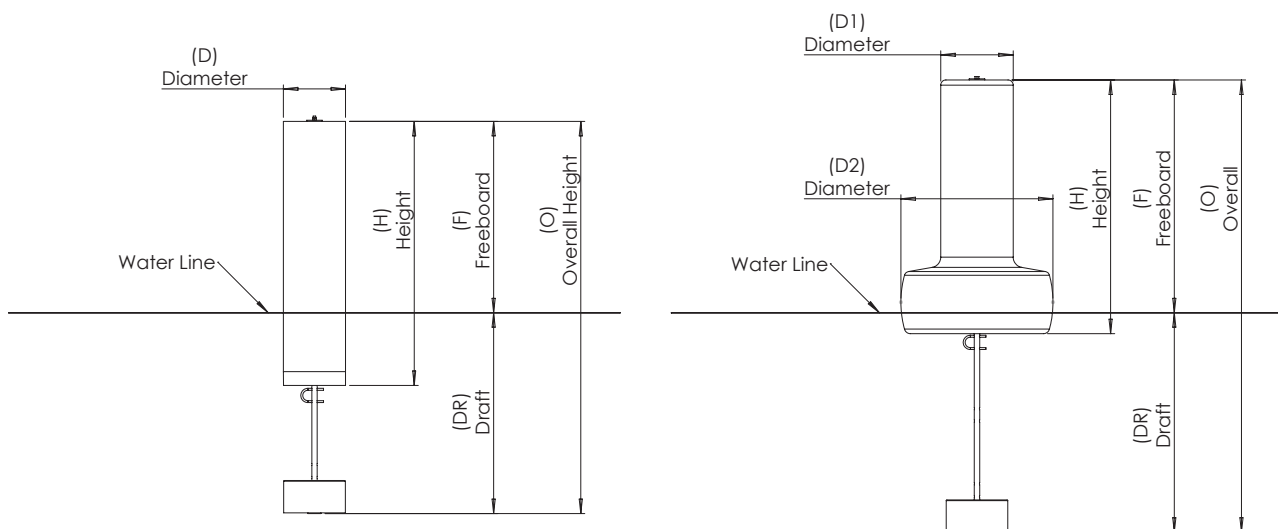
| | |
|-------------------------------------|----|
| Introduction | 2 |
| Buoy Terminology | 3 |
| The Sealite Advantage | 4 |
| Mooring/Installation Examples | 5 |
| Regulatory Spar Buoys | 6 |
| Regulatory Float Collar Buoys | 8 |
| Regulatory Signage | 10 |
| Special Marking Options | 10 |
| Regulatory Wraps | 11 |
| Restoration Kits | 11 |
| Channel Marker Spar Buoys | 12 |
| Channel Marker Float Collar Buoys | 14 |
| Solar Marine Lanterns | 16 |
| Barrier Floats | 18 |
| Buoy and Barrier Float Examples | 20 |
| Daymarks & Signage | 21 |
| Mooring Buoys | 22 |
| Winter Mooring Sticks | 23 |
| Elastic Conservation Mooring System | 24 |
| Mooring Hardware | 26 |
| Mooring Weights | 27 |

Note: Content is implied for general information only. Sealite assumes no responsibility for installations based on examples shown.

Buying a Buoy: Important Terminology

When choosing a Sealite buoy, it is important to understand exactly what size and type will suit your particular application. Sealite strives to provide straightforward terminology to assist you in your selection. Here's what you need to know, and why it's important.

| Term | Explanation |
|---------------------------|--|
| Overall Height | Total buoy height, including any external counterweight. |
| Nominal Freeboard | Height of the buoy above the water line in a typical installation. Freeboard may vary slightly due to differences in water density, mooring load, and current speed. |
| Nominal Draft | Length of the buoy that is under water. Like Freeboard, draft can vary due to particular installations. |
| Visual Area (or Exposure) | Visible area of a buoy, calculated from freeboard and the diameter of the buoy. Visual Area is a key measure of the visibility of a buoy to mariners. |
| Submergence | Amount of weight necessary to sink a buoy one inch (or centimeter). |
| Maximum Mooring Load | Maximum weight of the mooring load for a buoy to still achieve Nominal Freeboard. |
| Wall Thickness | Thickness of the rotationally molded plastic wall. |
| Diameter | Overall width of the buoy. May be more than one [diameter] if float collar type of buoy. |
| Reserve Buoyancy | Amount of product weight and the required buoyancy required to keep it afloat. |





Advantages of Sealite vs. Competitor

| | Sealite | Competitor |
|------------------------------------|--|---|
| Process | Rotationally molded polyethylene is poured into a mold and then spun on a rotational molding machine for uniform thickness. | Sheets of plastic are vacuum formed or heated to form the desired buoy shape. |
| Construction | Seamless, all Sealite products are molded as single pieces for uniform strength. | Seams are evident where the sheets of plastic are joined together, creating potential weak spots. |
| Materials | No toxic chemicals or heavy metals are ever used in the manufacture of any Sealite buoy products. | ABS may require the use of toxic materials to increase impact strength and to maintain the ability to form into shape. |
| Chemical Resistance | Polyethylene has exceptionally high resistance to fuels, oils, and other human by-products that reside in the maritime environment. | ABS requires the addition of Butadiene to be chemical resistant. Butadiene is extremely toxic and harmful to humans and animals. |
| Moisture Resistance | Polyethylene is classed as polyolefin material which exhibits an extremely high level of moisture resistance. | ABS is moisture resistant...when toxic ingredients are added. As a hygroscopic material, moisture and water particles will absorb into it. |
| Non-Marine Uses | Surgical implants and surgical tubing, etc. | Automotive trim, (small) appliances like toaster-ovens and coffee makers, and other applications and products that require heat resistance and flame retardancy. |
| UV-Stabilization & Color Stability | Only Sealite adds a UV stabilizing compound to both the polyethylene and coloring agents, providing additional protection from the degrading effects of UV exposure. | UV stabilizer added (oftentimes upon request only) to ABS. ABS materials with high levels of toxic Butadiene can be difficult to compound colors into. |
| Filling | Closed cell polyurethane foam means any potential water ingress will not permeate the foams' closed cells, allowing for a more buoyant product should the buoy sustain damage. | Regular, open cell foam filling can become saturated if a buoy is punctured, allowing water to penetrate and saturate each cell, adding weight and adding to the risk of submergence. |

It's easy to tell when the buoy you're passing is NOT from Sealite!

Buoy from "other" manufacturer

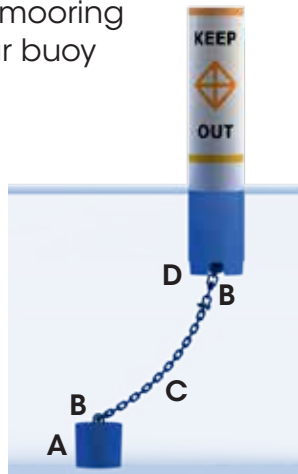


Sealite's Rotationally Molded Polyethylene Buoy

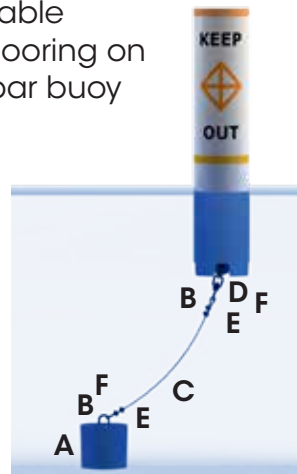


Mooring/Installation Examples

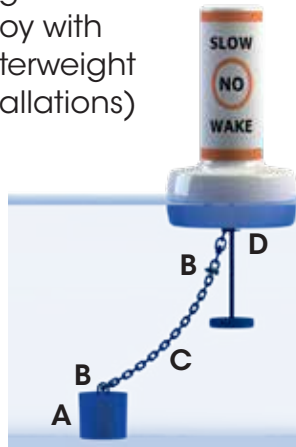
Chain mooring on spar buoy



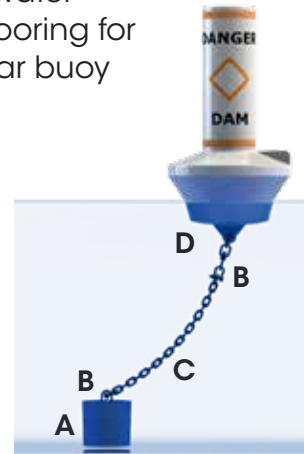
Cable mooring on spar buoy



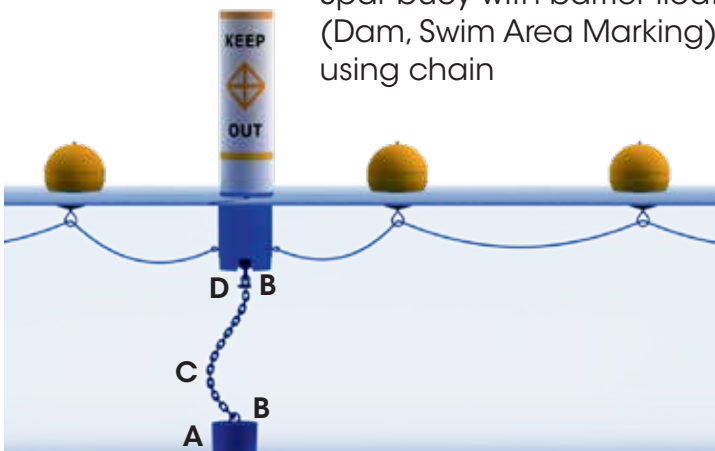
Chain mooring on float collar buoy with external counterweight (standard installations)



Shallow water chain mooring for float collar buoy



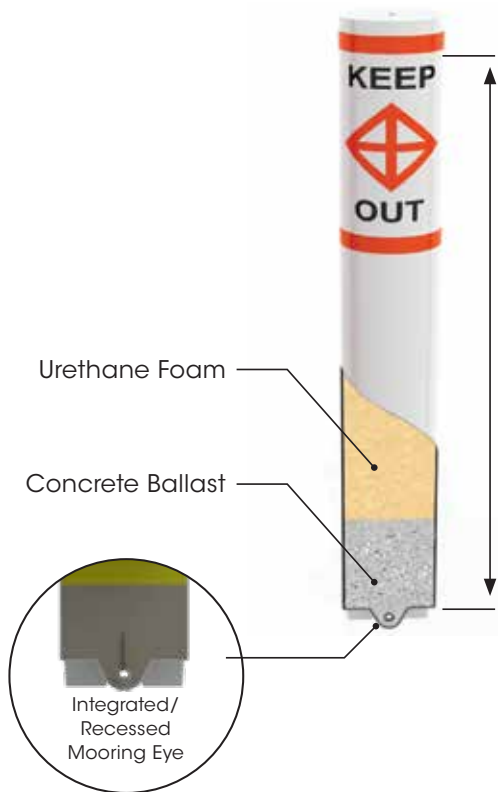
Spar buoy with barrier floats (Dam, Swim Area Marking) using chain



Mooring System Key

| Mooring System Key | |
|--------------------|---------------------------------------|
| A | Mooring Weight |
| B | Shackle |
| C | Chain or cable |
| D | Swivel at buoy/chain connection point |
| E | Thimbles |
| F | Cable Clamps |

See pages 24-27 for Sealite's mooring accessories



Features

- Integrated stainless steel mooring eye (SL-B576, SL-B980, SL-B1060, SL-B1362) during molding process results in completely sealed, virtually unsinkable, watertight buoy
- Recessed mooring eye allows buoy to be stored upright with hardware attached for ease of deployment and storage
- 3-inch wide band of USCG approved retroreflective tape
- Self righting without tackle
- Standard messages (see pg. 10) included as standard
- UV inhibited polyethylene for extreme durability in harsh sunlight

Options

- 3-inch wide silver top reflective tape for added visibility
- Solar lantern (see table below)
- Custom signage
- Mold in graphics
- Alternative colors available (yellow or orange)

SL-B576, 980, 1060, 1362 Spar Buoys feature an integrated mooring eye and internal concrete ballast

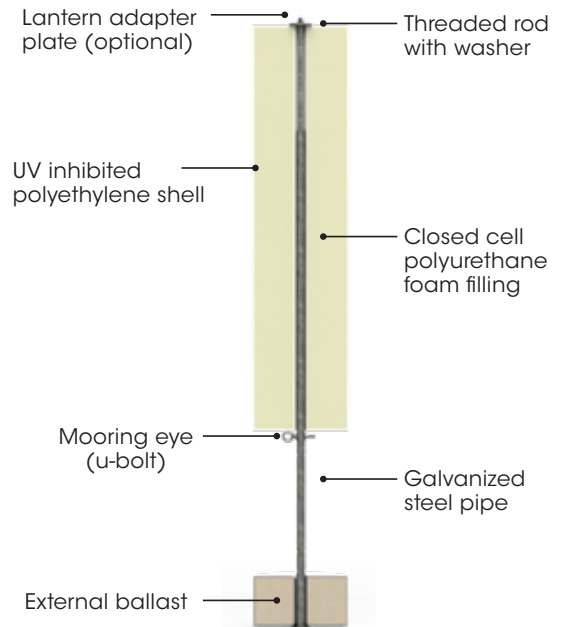


Mooring Suggestions on page 5

| Specifications | SL-B576-RB | SL-B980-RB | SL-B1060-RB | SL-B1362-RB |
|--|-------------|--------------|--------------|---------------------|
| Diameter (in/mm) - D | 5 (127) | 9 (229) | 9 (229) | 13 (330) |
| Buoy Height (in/mm) - H | 76 (1930) | 80 (2032) | 61 (1549) | 62 (1575) |
| Overall Height (in/mm) - O | 76 (1930) | 80 (2032) | 61 (1549) | 62 (1575) |
| Nominal Freeboard (in/mm) - F | 36 (914) | 42 (1067) | 36 (914) | 40 (1016) |
| Visual Area (ft ² /m ²) | 1.25 (0.12) | 2.5 (0.24) | 2.25 (0.2) | 3.6 (0.33) |
| Submergence (lb/in; kg/cm) | 0.75 (0.13) | 3 (0.5) | 3 (0.5) | 4.8 (0.9) |
| Nominal Draft (in/mm) - DR | 40 (1016) | 38 (965) | 25 (635) | 22 (559) |
| Net weight (lb/kg) | 23 (10) | 78 (35) | 63 (29) | 102 (46) |
| Max Mooring Load (lb/kg) | 5 (2) | 25 (11) | 12 (5) | 21 (9.5) |
| Wall Thickness (in/mm) | 0.2 (5) | 0.2 (5) | 0.2 (5) | 0.2 (5) |
| Optional Solar Lantern (pgs. 16-17) | N/A | SL-15, SL-60 | SL-15, SL-60 | SL-15, SL-60, SL-70 |

* Requires external lantern plate

Regulatory Spar Buoys



**Custom Buoys
available for your
unique marking needs.
Ask your
sales associate
for details.**



Mooring Suggestions
on page 5

| Specifications | SL-B1452E-RB | SL-B2445E-RB |
|--|------------------------|--------------------------------|
| Diameter (in/mm) - D | 14 (356) | 24 (609) |
| Buoy Height (in/mm) - H | 52 (1321) | 45 (1143) |
| Overall Height (in/mm) - O | 76 (1930) | 90 (2286) |
| Nominal Freeboard (in/mm) - F | 40 (1016) | 39 (990) |
| Visual Area (ft ² /m ²) | 3.8 (0.35) | 6.5 (0.6) |
| Submergence (lb/in; kg/cm) | 5.5 (0.98) | 16 (2.9) |
| Nominal Draft (in/mm) - DR | 36 (914) | 51 (1295) |
| Net weight (lb/kg) | 88 (39) | 145 (66) |
| Max Mooring Load (lb/kg) | 21 (9.5) | 52 (23) |
| Wall Thickness (in/mm) | 0.2 (5) | 0.2 (5) |
| Optional Solar Lantern (pgs. 16-17) | SL-15*, SL-60*, SL-70* | SL-15*, SL-60*, SL-70*, SL-75* |



Features

- Excellent stability for rough, choppy conditions
- Large buoy base for increased reserved buoyancy
- Standard messages (see page 10) included as standard
- UV inhibited polyethylene for extreme durability in harsh sunlight
- Superior durability and strength

Options

- Solar lantern (see table below)
- Mold in graphics
- Alternative colors available (yellow or orange)



SL-B600-RB



SL-B700-RB



SL-B1428E-RB

Mooring Suggestions
on page 5

* Requires external lantern plate
** Inserts molded-in for lantern mounting

| Specifications | SL-B600-RB | SL-B700-RB | SL-B1428E-RB |
|--|------------------------|-----------------------------------|-----------------------------------|
| Diameter (in/mm) - D | 23.5 (600) | Can: 12(305) Collar: 27.5(700) | Can: 14 (356) Collar: 28 (711) |
| Buoy Height (in/mm) - H | 45.3 (1150) | 54 (1372) | 49 (1245) |
| Overall Height (in/mm) - O | 45.3 (1150) | 54 (1372) | 87 (2210) |
| Nominal Freeboard (in/mm) - F | 36 (914) | 44 (1118) | 44 (1118) |
| Visual Area (ft ² /m ²) | 2.0 (0.186) | 2.75 (0.255) | 4.27 (0.4) |
| Submergence (lb/in; kg/cm) | 16 (3) | 21.5 (3.8) | 22 (4) |
| Nominal Draft (in/mm) - DR | 10 (250) | 8.75 (223) | 43 (1092) |
| Net weight (lb/kg) | 41 (18.5) | 94 (43) | 125 (57) |
| Max Mooring Load (lb/kg) | 57 (26) | 132 (60) | 97 (44) |
| Wall Thickness (in/mm) | 0.25 (7) | 0.25 (7) | 0.2 (5) |
| Optional Solar Lantern (pgs. 16-17) | SL-15*, SL-60*, SL-70* | SL-15, SL-60**, SL-70*** | SL-15*, SL-60*, SL-70* |


Regulatory Float Collar Buoys

SL-B1200 Fast Water Buoy

has a unique hull shaped design which makes it suitable for fast water to 8 knots.



SL-B1200FW-RB



SL-B1200FW Hull



SL-B1250-RB

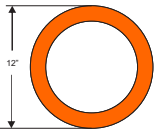
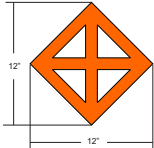
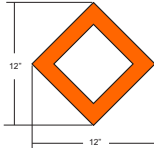
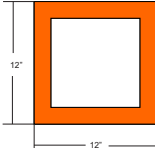
Contact Sealite customer service for mooring solutions.

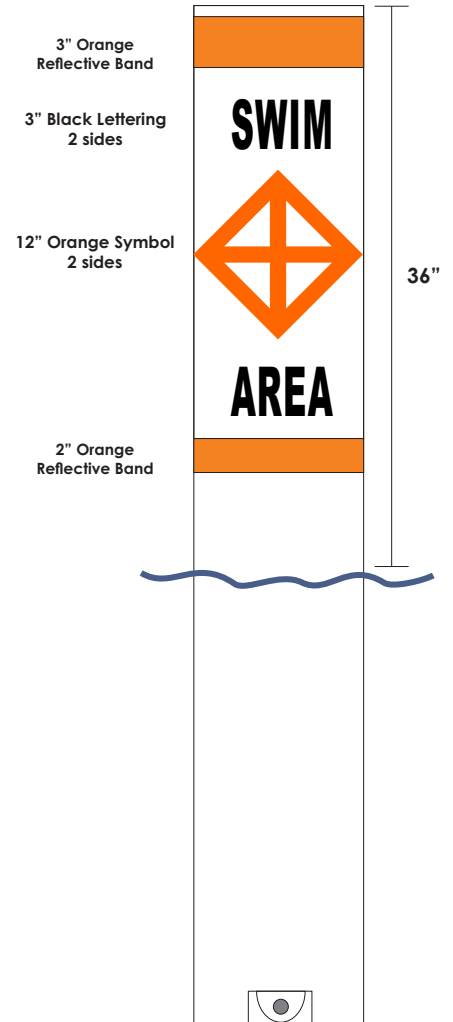
| Specifications | SL-B1200FW-RB | SL-B1250-RB |
|--|--|--|
| Diameter (in/mm) - D | Can: 21.9 (555) Collar: 47.25 (1200) | Can: 21.9 (555) Collar: 49.25 (1250) |
| Buoy Height (in/mm) - H | 68 (1745) | 50 (1270) |
| Overall Height (in/mm) - O | 68 (1745) | 68 (1727) |
| Nominal Freeboard (in/mm) - F | 49 (1244) | 46.5 (1181) |
| Visual Area (ft ² /m ²) | 8.1 (0.75) | 8.6 (0.8) |
| Submergence (lb/in; kg/cm) | 70 (12.5) | 70 (12.5) |
| Nominal Draft (in/mm) - DR | 15.75 (402) | 21.5 (546) |
| Net weight (lb/kg) | 313 (142) | 154 (70) |
| Max Mooring Load (lb/kg) | 172 (78) | 342 (155) |
| Wall Thickness (in/mm) | Float collar: .375 (9) Can top: .25 (7) | Float collar: .375 (9) Can top: .25 (7) |
| Optional Solar Lantern (pgs. 16-17) | SL-15, SL-60, SL-70, SL-75 | SL-15, SL-60, SL-70, SL-75 |

Regulatory Signage & Special Marking Options




A variety of standard signage is available for all of Sealite's Regulatory Buoys. Custom graphics are available upon request.


| CONTROLLED AREA | RESTRICTED AREA | HAZARD WARNING | INFORMATION |
|---|--|---|--|
|  |  |  |  |
| STANDARD MESSAGES SLOW NO WAKE IDLE SPEED NO WAKE 5MPH NO WAKE 10MPH NO SKI SKI AREA NO RAFTING | STANDARD MESSAGES SWIM AREA KEEP OUT NO BOATS RESTRICTED AREA DANGER KEEP OUT CLOSED AREA | STANDARD MESSAGES DANGER DANGER DAM ROCK SHOAL HAZARD AREA DANGER PIPELINE CONSTRUCTION | STANDARD MESSAGES MARINA ENTRANCE FISH ATTRACTOR |




Shoreline Marker




Safe Water



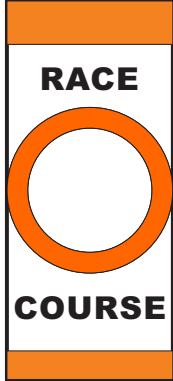
Wreck Marker



Dredge Line Markers



Race Course Marker



Special Marking Options

Any of Sealite's buoys can be ordered in special configurations. Common examples are listed below. Other configurations available upon request.

Regulatory Wraps & Restoration Kits

Regulatory Wraps

Sealite Vinyl Wraps are perfect for restoring or repurposing older buoys. Wraps include:

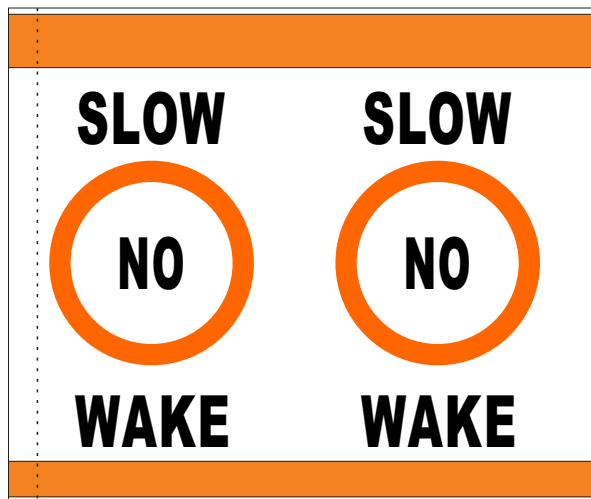
- Two retroreflective orange bands as standard
- 13oz heavy-duty white vinyl material
- All material for attaching to buoy
- Available for most Sealite Regulatory Buoys

Options

- Custom graphics or logo
- Silver retroreflective band

Vinyl Wrap Kits

| Model # | Fits Buoy Model # |
|--------------|-----------------------|
| SL-BWRAP1060 | SL-B1060 Spar |
| SL-BWRAP700 | SL-B700 Float Collar |
| SL-BWRAP1362 | SL-B1362 Spar |
| SL-BWRAP1428 | SL-B1428 Float Collar |
| SL-BWRAP1452 | SL-B1452 Spar |
| SL-BWRAP2445 | SL-B2445 Spar |
| SL-BWRAP1200 | SL-B1200 Float Collar |
| SL-BWRAP1250 | SL-B1250 Float Collar |



Restoration Kits (right)

Heavy duty vinyl decal kits to refurbish or repurpose older buoys

- Available for all Sealite Regulatory Buoys
- Includes two sets of retroreflective orange bands, black letters, and orange symbols

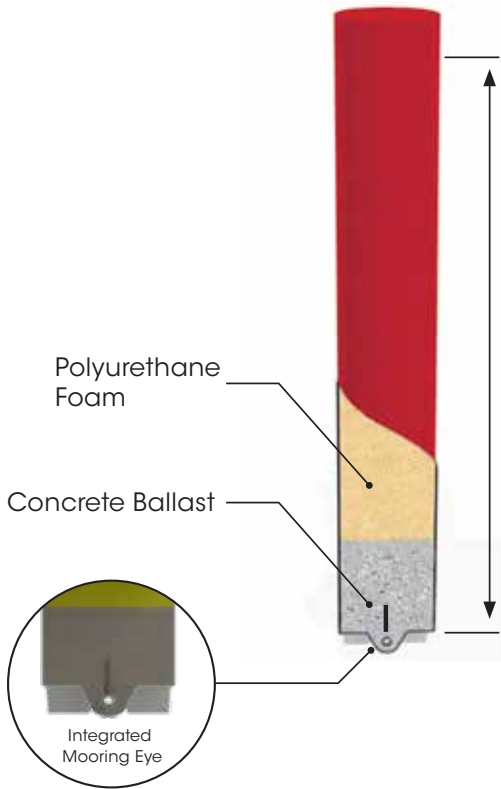
Options

- Custom graphics or logo

Custom Graphics Always Available!

Conservation groups, private clubs, and yacht clubs love our custom graphics. We can design a wrap to suit your particular marking needs!





Features

- Integrated stainless steel mooring eye (SL-B576, SL-B980, SL-B1060, SL-B1362) during molding process results in completely sealed, virtually unsinkable, watertight buoy
- Replaceable ballast and galvanized mooring post (external ballast buoys only)
- Self righting without tackle
- UV inhibited polyethylene for extreme durability in harsh sunlight
- Closed cell polyurethane foam filling—virtually unsinkable

Options

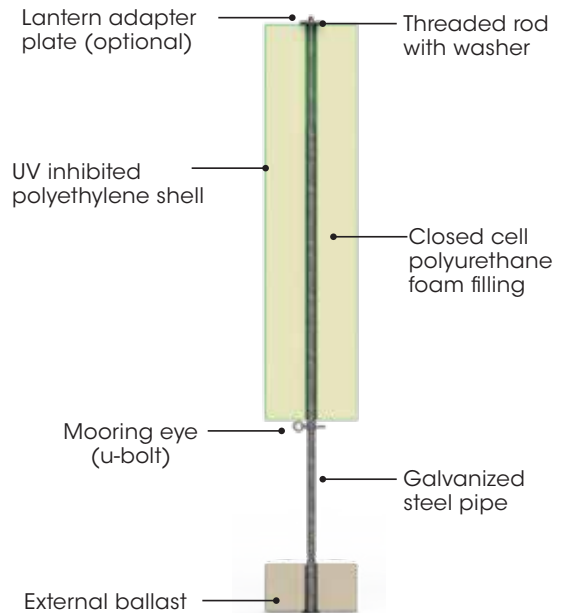
- 3-inch wide USCG approved retroreflective tape for added visibility
- Solar lantern (see table below)




| Specifications | SL-B576 | SL-B980 | SL-B1060 | SL-B1362-CAN | SL-1362-NUN |
|--|-------------|--------------|--------------|---------------------|-----------------------|
| Diameter (in/mm) - D | 5 (127) | 9 (229) | 9 (229) | 13 (330) | 13 (330) |
| Buoy Height (in/mm) - H | 76 (1930) | 80 (2032) | 61 (1549) | 62 (1575) | 62 (1575) |
| Overall Height (in/mm) - O | 76 (1930) | 80 (2032) | 61 (1549) | 62 (1575) | 62 (1575) |
| Nominal Freeboard (in/mm) - F | 36 (914) | 42 (1067) | 36 (914) | 40 (1016) | 40 (1016) |
| Visual Area (ft ² /m ²) | 1.25 (0.12) | 2.5 (0.24) | 2.25 (0.2) | 3.6 (0.33) | 3.6 (0.33) |
| Submergence (lb/in; kg/cm) | 0.75 (0.13) | 3 (0.5) | 3 (0.5) | 4.8 (0.9) | 4.8 (0.9) |
| Nominal Draft (in/mm) - DR | 40 (1016) | 38 (965) | 25 (635) | 22 (559) | 22 (559) |
| Net weight (lb/kg) | 23 (10) | 78 (35) | 63 (29) | 102 (46) | 102 (46) |
| Max Mooring Load (lb/kg) | 5 (2) | 25 (11) | 12 (5) | 21 (9.5) | 21 (9.5) |
| Wall Thickness (in/mm) | 0.2 (5) | 0.2 (5) | 0.2 (5) | 0.2 (5) | 0.2 (5) |
| Optional Solar Lantern (pgs. 16-17) | N/A | SL-15, SL-60 | SL-15, SL-60 | SL-15, SL-60, SL-70 | SL-15, SL-60*, SL-70* |

* Requires external lantern plate

Channel Marker Spar Buoys



**Custom Buoys
available for your
unique marking needs.
Ask your
sales associate
for details.**



Mooring Suggestions
on page 5

| Specifications | SL-B1452E | SL-B2445E |
|--|------------------------|--------------------------------|
| Diameter (in/mm) - D | 14 (356) | 24 (609) |
| Buoy Height (in/mm) - H | 52 (1321) | 45 (1143) |
| Overall Height (in/mm) - O | 76 (1930) | 90 (2286) |
| Nominal Freeboard (in/mm) - F | 40 (1016) | 39 (990) |
| Visual Area (ft ² /m ²) | 3.8 (0.35) | 6.5 (0.6) |
| Submergence (lb/in; kg/cm) | 5.5 (0.98) | 16 (2.9) |
| Nominal Draft (in/mm) - DR | 36 (914) | 51 (1295) |
| Net weight (lb/kg) | 86 (39) | 145 (66) |
| Max Mooring Load (lb/kg) | 21 (9.5) | 52 (23) |
| Wall Thickness (in/mm) | 0.2 (5) | 0.2 (5) |
| Optional Solar Lantern (pgs. 16-17) | SL-15*, SL-60*, SL-70* | SL-15*, SL-60*, SL-70*, SL-75* |



Left: SL-B700 Nun
Long lasting color is a hallmark of Sealite's buoys even when installed in tropical waters.

Features

- Excellent stability for rough, choppy conditions
- Large buoy base for increased reserve buoyancy
- UV inhibited polyethylene for extreme durability in harsh sunlight
- Superior durability and strength
- Multiple colors available: red, green, yellow

Options

- Solar lantern (see table below)
- Can or nun tops (SL-B700, 1200, 1250)



Mooring Suggestions
on page 5

* Requires external lantern plate
** Inserts molded-in for lantern mounting

| Specifications | SL-B600 | SL-B700 -CAN | SL-B700 -NUN | SL-B1428E |
|--|------------------------|-------------------------|----------------------|-----------------------------------|
| Diameter (in/mm) - D | 23.5 (600) | 27.5 (700) | 27.5 (700) | Can: 14 (356) Collar: 28 (711) |
| Buoy Height (in/mm) - H | 45.3 (1150) | 54 (1372) | 54 (1372) | 49 (1245) |
| Overall Height (in/mm) - O | 45.3 (1150) | 54 (1372) | 54 (1372) | 87 (2210) |
| Nominal Freeboard (in/mm) - F | 36 (914) | 44 (1118) | 44 (1118) | 44 (1118) |
| Visual Area (ft ² /m ²) | 2.0 (0.186) | 2.75 (0.255) | 2.75 (0.255) | 4.27 (0.4) |
| Submergence (lb/in; kg/cm) | 16 (3) | 21.5 (3.8) | 21.5 (3.8) | 22 (4) |
| Nominal Draft (in/mm) - DR | 10 (250) | 8.75 (223) | 8.75 (223) | 43 (1092) |
| Net weight (lb/kg) | 41 (18.5) | 94 (43) | 94 (43) | 125 (57) |
| Max Mooring Load (lb/kg) | 57 (26) | 132 (60) | 132 (60) | 97 (44) |
| Wall Thickness (in/mm) | 0.25 (7) | 0.25 (7) | 0.25 (7) | 0.2 (5) |
| Optional Solar Lantern (pgs. 16-17) | SL-15*, SL-60*, SL-70* | SL-15, SL-60**, SL-70** | SL-15, SL60*, SL-70* | SL-15*, SL-60*, SL-70* |

Channel Marker Float Collar Buoys



Features

- Excellent stability for heavy duty installations
- Large buoy base for increased reserve buoyancy
- UV inhibited polyethylene for extreme durability in harsh sunlight
- Superior durability and strength
- Multiple colors available: red, green, yellow

Options

- Solar lantern (see table below)
- Can or nun tops

SL-B1200 Fast Water Buoy

has a unique hull shaped design which makes it suitable for fast water to 8 knots.



Contact Sealite customer service for mooring solutions

| Specifications | SL-B1200-CAN | SL-B1200-NUN | SL-B1250-CAN | SL-B1250-NUN |
|--|--|--|--|--|
| Diameter (in/mm) - D | Can: 21.9 (555) Collar: 47.25 (1200) | Can: 21.9 (555) Collar: 47.25 (1200) | Can: 21.9 (555) Collar: 49.25 (1250) | Can: 21.9 (555) Collar: 49.25 (1250) |
| Buoy Height (in/mm) - H | 68 (1745) | 68 (1745) | 50 (1270) | 50 (1270) |
| Overall Height (in/mm) - O | 68 (1745) | 68 (1745) | 68 (1727) | 68 (1727) |
| Nominal Freeboard (in/mm) - F | 49 (1244) | 49 (1244) | 46.5 (1181) | 46.5 (1181) |
| Visual Area (ft ² /m ²) | 8.1 (0.75) | 8.1 (0.75) | 8.6 (0.8) | 8.6 (0.8) |
| Submergence (lb/in; kg/cm) | 70 (12.5) | 70 (12.5) | 70 (12.5) | 70 (12.5) |
| Nominal Draft (in/mm) - DR | 15.75 (402) | 15.75 (402) | 21.5 (546) | 21.5 (546) |
| Net weight (lb/kg) | 313 (142) | 313 (142) | 154 (70) | 154 (70) |
| Max Mooring Load (lb/kg) | 172 (78) | 172 (78) | 342 (155) | 342 (155) |
| Wall Thickness (in/mm) | Float collar: .375 (9) Can top: .25 (7) | Float collar: .375 (9) Can top: .25 (7) | Float collar: .375 (9) Can top: .25 (7) | Float collar: .375 (9) Can top: .25 (7) |
| Optional Solar Lantern (pgs. 16-17) | SL-15, SL-60, SL-70, SL-75 | SL-15, SL-60, SL-70, SL-75 | SL-15, SL-60, SL-70, SL-75 | SL-15, SL-60, SL-70, SL-75 |

Solar LED Marine Lanterns—1-2NM & 2-3NM

Part # SL-15 1-2 Nautical Mile Lantern




Features of Sealite's SL-15 1-2NM Solar Marine Lanterns

- User-adjustable flash characters
- Automatic night activation
- NiMH battery for long service life and wide temperature range
- Completely sealed and self-contained using advanced UV-sealing
- Internal solar module
- Lens and base molded from UV-stabilized LEXAN® polycarbonate
- Installs in minutes and operates maintenance free for up to five years
- Waterproof (to IP68 standards)
- 100,000 hour life expectancy
- 3-year warranty

Options

- Available colors: red, green, yellow, white, blue
- ON/OFF switch for temporary installations
- IR remote

Part # SL-60 2-3 Nautical Mile Lantern



Features of Sealite's SL-60 2-3NM Solar Marine Lanterns

All of the SL-15 features plus:

- Detachable bird deterrent

Options

- GPS synchronization
- 200mm bolt pattern base
- Larger battery pack

| Light Characteristics | SL-15 | SL-60 |
|---------------------------------|---|--|
| Visible Range (NM) | 1 - 2 | 1 - 3 |
| Available Flash Characteristics | 16 user-adjustable IALA flash characteristics (other flash patterns available on request) | Up to 256 IALA recommended (user adjustable) |
| Intensity Adjustments | Multiple Intensity Settings | Multiple Intensity Settings |
| Mounting | 4x6mm mounting holes | 4x4.5mm mounting holes |
| Height (in/mm) | 5.5 (141) | 8.125 (205) |
| Width (in/mm) | 5.375 (136) | 7 (177) |
| Weight (lbs/kg) | 1.125 (0.5) | 2.125 (0.9) |

Solar LED Marine Lanterns—2-3NM & 3-5NM

Part # SL-70 2-3 Nautical Mile Lantern



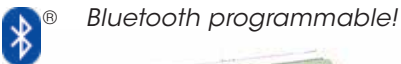
Features of Sealite's SL-70 2-3NM Solar Marine Lanterns

- Reliable year-round operation in low sunlight conditions
- User-adjustable flash characters
- Dual internal high-performance solar modules
- NiMH battery for long service life and wide temperature range
- Large industry standard 200mm bolt pattern for ease of installation
- Lens and base molded from UV-stabilized LEXAN® polycarbonate
- Multiple intensity settings
- ON/OFF storage switch
- Waterproof (to IP68 standards)
- 100,000 hour life expectancy
- 3-year warranty

Options

- Available colors: red, green, yellow, white, blue
- IR remote
- GPS synchronization
- Larger battery pack

Part # SL-75 3-5 Nautical Mile Lantern



Features of Sealite's SL-75 3-5NM Solar Marine Lanterns


All of the above, plus:

- Bluetooth enabled for programming and maintenance
- Time efficiencies and increased safety are realized as diagnostics can be performed from safety of vessel without need to climb structures
- Meets USCG CFR 33 Parts 66 and 67

Options

- GPS synchronization
- GSM monitoring
- Large industry standard 200mm bolt pattern
- Larger battery pack
- Detachable bird deterrent

| Light Characteristics | SL-70 | SL-75 |
|---------------------------------|--|--|
| Visible Range (NM) | 2 - 3 | 3 - 5 |
| Available Flash Characteristics | Up to 256 IALA recommended (user adjustable) | 310 plus custom character |
| Intensity Adjustments | Multiple Intensity Settings | Multiple Intensity Settings |
| Mounting | 200mm bolt pattern | 3 types: 3&4 hole 200mm bolt pattern, 3 hole 150mm bolt pattern, 4 hole 162mm bolt pattern |
| Height (in/mm) | 9.5 (240) | 12.375 (314) |
| Width (in/mm) | 7.125 (231) | 9.125 (231) |
| Weight (lbs/kg) | 3.125 (1.4) | 5.5 (2.5) |



Features

- Integrated pipe thru design
- Rotationally molded single piece construction for strength and durability
- UV inhibited polyethylene for long lasting color retention
- 1-year warranty
- Standard color: International orange

Options

- Swivel ends
- Available colors: orange, green, yellow, white
- USCG approved retroreflective tape bands

SL-BF15-S
Shown with optional swivel ends
(available for all Barrier Floats)



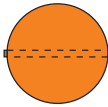

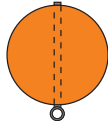
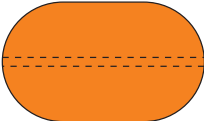
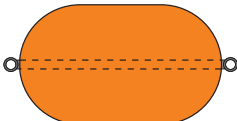
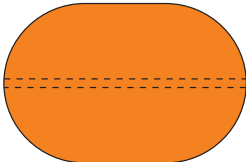
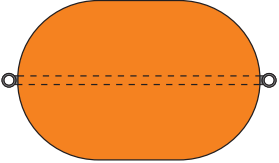
SL-BF1830



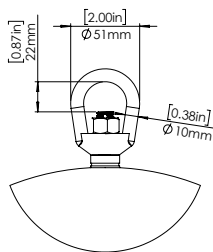
SL-BF2436

| Specifications | SL-BF15 | SL-BF1830 | SL-BF2436 |
|--------------------------------|----------|------------|------------|
| Total Float Volume (gal/ltr) | 7.5 (29) | 26.5 (100) | 56.5 (214) |
| Total Reserve Buoyancy (lb/kg) | 53 (24) | 174 (79) | 370 (168) |
| Wall Thickness (in/mm) | 0.2 (5) | 0.2 (5) | 0.2 (5) |
| Length (in/mm) | 15 (382) | 30 (762) | 36 (914) |
| Diameter (in/mm) | 15 (382) | 18 (457) | 24 (610) |
| Weight (lb/kg) | 10 (4.5) | 21 (9.5) | 39 (17.5) |

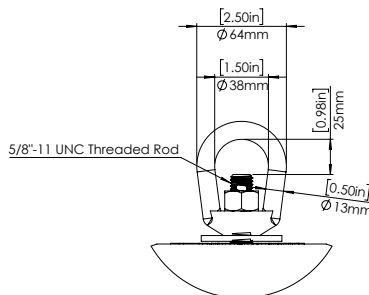
Size Guide for Barrier Floats

| Model Number | Float Style | Dimensions | Description |
|--------------|---|-----------------------|---|
| SL-BF15 |  | 15" dia | 1 1/2" diameter HDPE pipe thru float molded in |
| SL-BF15-S |  | | 1 1/2" diameter HDPE pipe thru float molded in with 3/8" swivels each end |
| SL-BF15-BE |  | | 1 1/2" diameter HDPE pipe thru float molded in with 3/8" swivel one end |
| SL-BF1830 |  | 18" dia 30" length | 1 1/2" HDPE pipe thru float molded in |
| SL-BF1830-S |  | | 1 1/2" HDPE pipe thru float molded in with swivels both ends |
| SL-BF2436 |  | 24" dia 36" length | 1 1/2" HDPE pipe molded in |
| SL-BF2436-S |  | | 1 1/2" HDPE pipe molded in with swivels both ends |

Two swivel ends with galvanized rod thru-float are available for each Sealite barrier float model.



Dimensions for Shackle Ends
SL-BF15-S and SL-BF15-BE

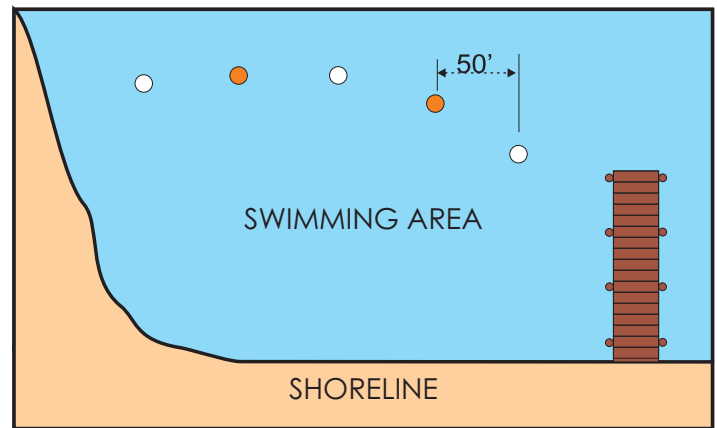
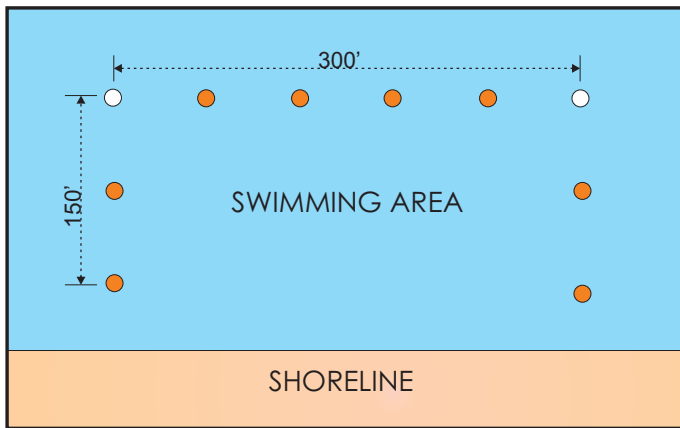


Dimensions for Shackle Ends
SL-BF1830-S and SL-BF2436-S

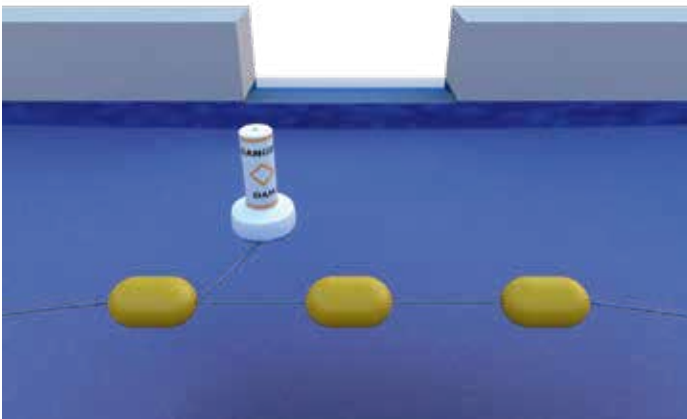





Swim Areas



Dam Spillway



Construction Zone



Additional Considerations for Mooring and Cable Selections:

- Is the barrier system being installed where floating debris may drag the floats or cable?
- Will seasonal conditions (flood, ice) affect the length or mooring loads required?
- Are wind loads going to be an occasional or constant factor at the installation site?

Mooring systems should exceed the breaking strength of the selected cable.

Daymarks & Signage

Channel Signs

Made from 1/8" aluminum. Powder coated flourescent background with 2" reflective border and reflective number.



| Size | Part # |
|------------------|------------|
| 18" Green Square | SL-DM18-PH |
| 24" Red Triangle | SL-DM24-SH |
| 36" Green Square | SL-DM36-PH |
| 48" Red Triangle | SL-DM48-SH |

Warning Signs



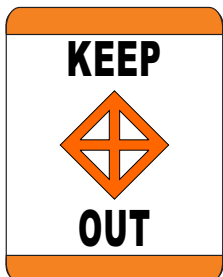
Made from 1/8" aluminum. Includes white powder coated background as standard or optional reflective white background with 2" reflective border and black lettering.



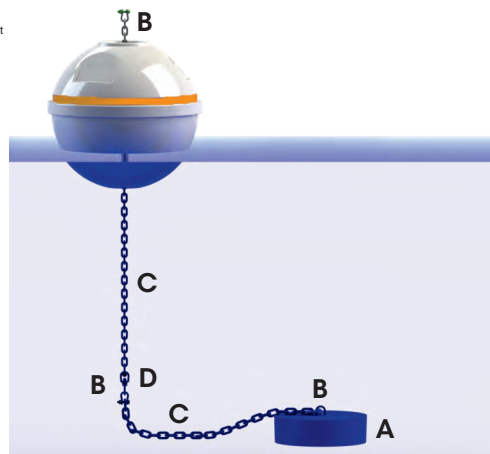
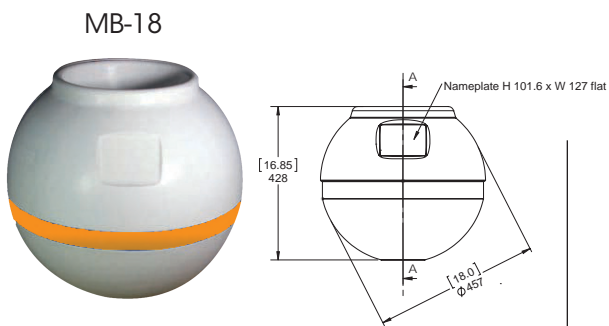
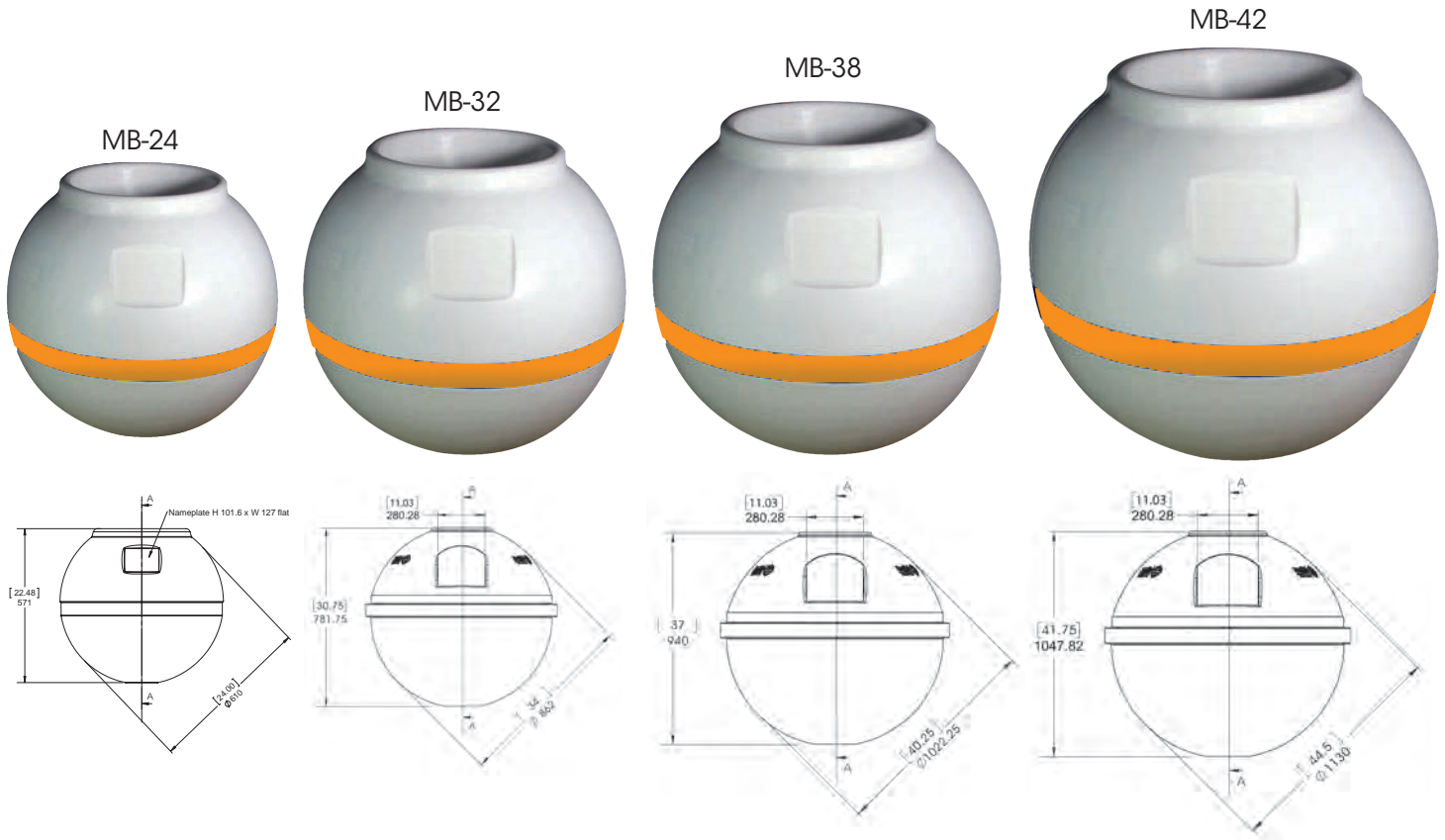
| Size/Type | Part # |
|----------------------|--------------|
| 24" x 24" | SL-DM24HAZ |
| 24" x 24" Reflective | SL-DM24HAZ-R |
| 36" x 36" | SL-DM36HAZ |
| 36" x 36" Reflective | SL-DM36HAZ-R |

Regulatory/Information Signs

Made from .080" aluminum. Includes white powder coated backing as standard or optional reflective white background with 3" reflective stripes and black lettering.



| Size/Type | Part # |
|----------------------|-------------|
| 18" x 24" | SL-DM1824 |
| 18" x 24" Reflective | SL-DM1824-R |
| 24" x 30" | SL-DM2430 |
| 24" x 30" Reflective | SL-DM2430-R |



| Mooring System | |
|----------------|---------------------------------------|
| A | Mooring Weight |
| B | Shackle |
| C | Chain |
| D | Swivel at buoy/chain connection point |

Mooring accessories on pages 24-27

| Specifications | MB-18 | MB-24 | MB-32 | MB-38 | MB-42 | SL-WMS-36 | SL-WMS-80 |
|---------------------------|------------|-------------|----------------|-----------------|--------------|------------|-----------|
| Height (in/mm) | 16.8 (428) | 22.5 (571) | 30.75 (781.75) | 37 (940) | 41.75 (1048) | 36 (914.5) | 80 (2032) |
| Width (in/mm) | 17.6 (446) | 23.75 (601) | 34 (862) | 40.25 (1022.25) | 44.5 (1130) | 5 (127) | 5 (127) |
| Weight (lbs/kg) | 13 (6) | 23 (10.5) | 40 (18) | 61 (27.5) | 106 (48) | 8 (3.5) | 12 (5.5) |
| Max Mooring Load (lbs/kg) | 36 (16.5) | 101 (46) | 230 (103.5) | 486 (218.5) | 614 (278.5) | 15 (6.75) | 30 (13.5) |
| Max Chain Size (in/mm) | 3/8 (9.5) | 5/8 (16) | 5/8 (16) | 5/8 (16) | 5/8 (16) | 5/8 (16) | 5/8 (16) |

Mooring Buoys continued...



Features

- Recessed shackle area ensures boat scratching is virtually eliminated
- No cracking, chipping or fading as manufactured from UV inhibited polyethylene
- 1/4" thick to withstand challenging environmental conditions and heavy vessel traffic
- Closed cell polyurethane foam filling—virtually unsinkable
- Single piece rotationally molded construction for strength and durability
- Retroreflective blue tape
- Standard color: white

Options

- Nameplate customization
- Custom colors: red, green, yellow

Winter Mooring Sticks

- Integrated mooring eye at each end
- Easy access to mooring hardware and retrieval from icy water
- Blue retroreflective tape at top for visibility in slush and under ice
- Available in 2 sizes: 36-inch and 80-inch heights
- Made of virgin polyurethane for durability and long life in tough environmental conditions

SL-WMS-80
80-inches high

SL-WMS-36
36-inches high

Blue retroreflective tape at top for visibility in slush and under ice

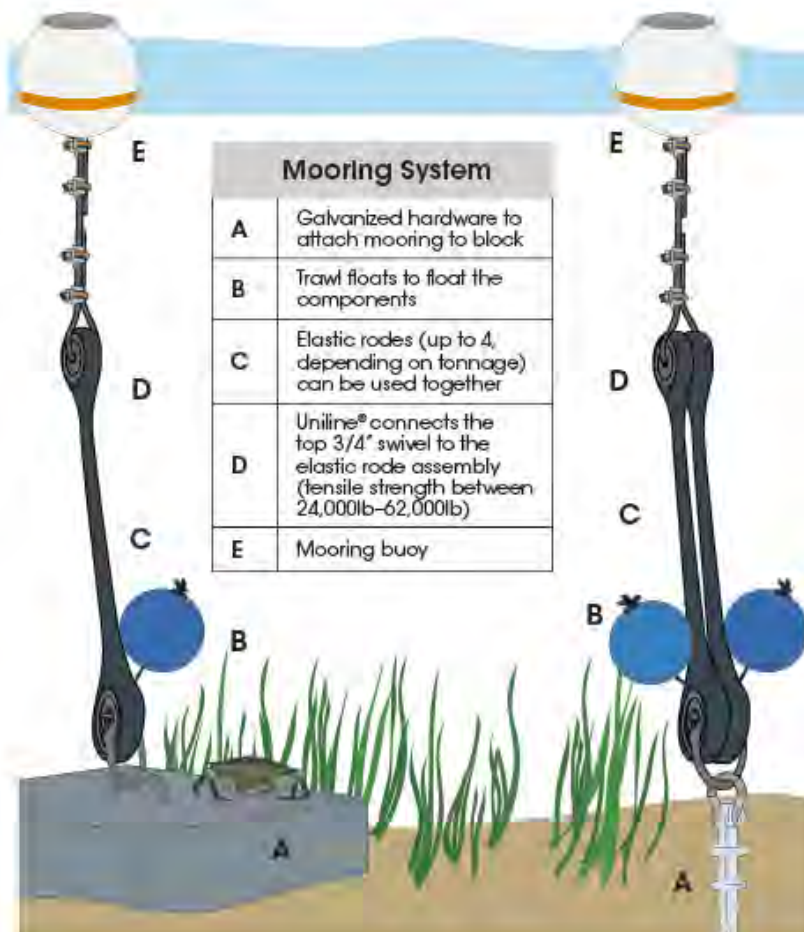


Advantages over traditional ball and chain moorings

- Ecological alternative to ball/chain
- Increases mooring field density by 40%
- Protects seabed by eliminating chain drag on bottom surface
- Finfish/shellfish spawning areas; eel-grass, seabed, coral protection
- Gentler, more stable dock motion
- Elastic replaces chain, eliminating metal to metal mooring connections prone to rust/corrosion
- Quickly and easily connects at single point to mooring block
- Reduces load on deck hardware while holding mooring line taught
- Ideal for boats, aquaculture applications, docks, wave attenuators

Features

- Trawl floats help keep elastic strops off bottom
- Protects sea/river bottoms from mooring chain damage
- Increases mooring field density up to 40% as system can be installed with a scope as short as 1:1 (from mooring fields with boats on chain with 3:1 scope)
- Reduces point loads at connection locations (from deck cleat to anchor; from dock to anchor) by approximately 50%
- Suitable for boats with displacements from 4-35 tons
- Reduction in wind load as boats point better and more gently into the wind
- Ideal dock mooring solution: when installed at low tide/water, elastics taught; when tide-water rises, elastics stretch. The result is a more stable dock platform to walk on with more gentle float motion
- Black elastic rodes (made from UV inhibited cast polyurethane)
- Up to 15 years service life
- 2-year warranty



Options

- Varying lengths of elastic rodes available: 3', 6', 8', and 10' lengths
- Can easily be daisy-chained together to extend lengths for deepwater installations

Note: Variables (such as displacement, tide, current, depth, bottom structure, prevailing wind conditions) may influence number of recommended components.

Elastic Conservation Mooring Solution*

General Applications

- Mooring assemblies for boats from 4-35 tons
- Dive site moorings
- Mooring of choice for ecologically sensitive areas in salt or fresh waters
- Dock installations where pedestrian traffic needs safeguarding

| Displacement | # of Required Elastic Rodes |
|-----------------|-----------------------------|
| 4-5 ton boats | Single rode |
| 10-16 ton boats | Double rode |
| 15-22 ton boats | Triple rode |
| 25-35 ton boats | Quad rode |

Increase Number of Vessels in Mooring Field by 40%!



Dock installation (right):

A more stable dock system results from the constantly taught mooring elastics while protecting the fragile sea/lake/river bed.



* Sealife is pleased to be a distributor for Hazelett Marine, manufacturer of the Conservation Mooring System.


Hazelett Marine

Conservation Elastic Mooring Systems - For Yachts, Docks, Wave Attenuators, Aquaculture Farms



High Strength Mooring Cable

| Diameter | Part # | Construction | Weight (lb/ft) | Galvanized Breaking Strength (lb) | Stainless Breaking Strength (lb) |
|----------|-----------|--------------|----------------|-----------------------------------|----------------------------------|
| 1/4" | M-CA-1/4 | 7 x 19 | 0.11 | 7,000 | 6,400 |
| 5/16" | M-CA-5/16 | 7 x 19 | 0.173 | 9,800 | 9,000 |
| 1/2" | M-CA-1/2 | 1 x 19 | 0.521 | 30,000 | 30,000 |
| 3/4" | M-CA-3/4 | 6 x 19 | 1.04 | 40,800 | 49,600 |



Mooring Chain

| Size | Part # | Weight (lb/ft) | Working Load Limit (lb) Galvanized | Working Load Limit (lb) Stainless |
|------|-----------|----------------|------------------------------------|-----------------------------------|
| 3/8" | M-CH-3/8X | 0.146 | 4,050 | 5,000 |
| 1/2" | M-CH-1/2X | 0.255 | 6,900 | 8,667 |
| 5/8" | M-CH-5/8X | 0.378 | 9,750 | |
| 3/4" | M-CH-3/4X | 0.528 | 11,600 | |



Swivels

| Size | Part # |
|-------|------------|
| 1/4" | M-SW-1/4X |
| 5/16" | M-SW-5/16X |
| 3/8" | M-SW-3/8X |
| 1/2" | M-SW-1/2X |
| 3/4" | M-SW-3/4X |
| 1" | M-SW-1X |

Shackles

| Size | Part # |
|-------|------------|
| 5/16" | M-SH-5/16X |
| 3/8" | M-SH-3/8X |
| 1/2" | M-SH-1/2X |
| 3/4" | M-SH-3/4X |
| 1" | M-SH-1X |



Thimbles

| Size | Part # |
|-------|------------|
| 1/4" | M-TH-1/4X |
| 5/16" | M-TH-5/16X |
| 1/2" | M-TH-1/2X |
| 3/4" | M-TH-3/4X |



Cable Clamps

| Size | Part # |
|-------|------------|
| 1/4" | M-CL-1/4X |
| 5/16" | M-CL-5/16X |
| 3/8" | M-CL-3/8X |
| 1/2" | M-CL-1/2X |
| 3/4" | M-CL-3/4X |



Uniline

| Size | Part # | Weight (lb/ft) | Breaking Strength (lb) |
|------|---------|----------------|------------------------|
| 3/8" | M-U-3/8 | 0.07 | 6,000 |
| 1/2" | M-U-1/2 | 0.1 | 10,500 |



Quick Links

| Size | Part # |
|------|-----------|
| 1/4" | M-QL-1/4X |
| 3/8" | M-QL-3/8X |
| 1/2" | M-QL-1/2X |



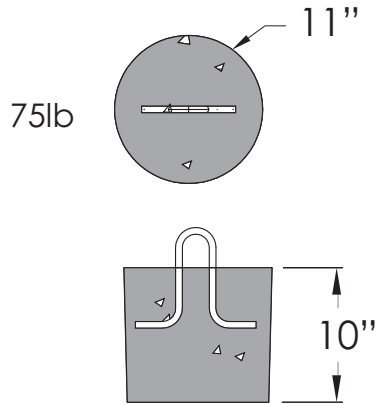
X = G - galvanized
SS - stainless steel

Uniline: easier to use, lighter, and longer lasting alternative to cable for mooring smaller navigational aids

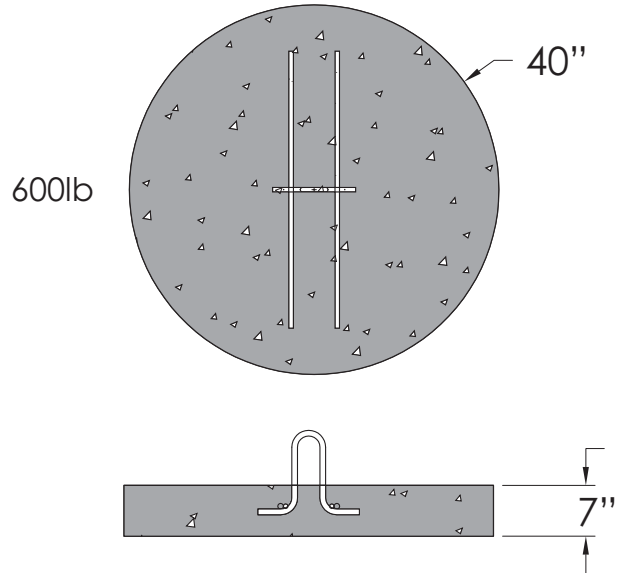
- Parallel-core cable of PET (polyester) filament bonded together with a rubber-based adhesive, wrapped with red rubber tape, over-braided with a tough polyester sleeve, and entirely saturated with another rubber solution
- Cured in an oven, causing the rubber to become a solid layer with impressive abrasion resistance
- Treated like a cable with cable clamps securing it to buoy
- Incredible wear characteristics
- After 20 years of service, tested at 90% of breaking strength of new cable
- Easier to handle when installing/removing

Mooring Weights

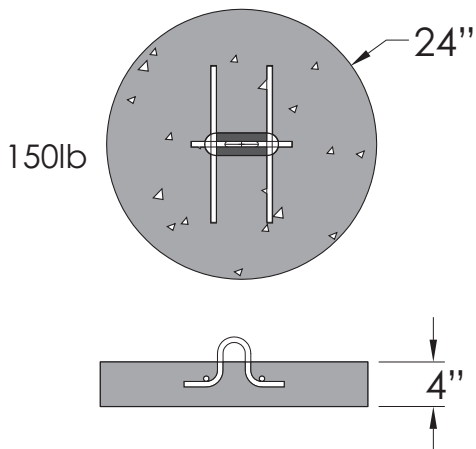
SL-MW-75



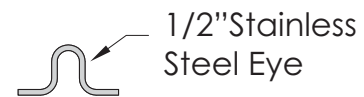
SL-MW-600



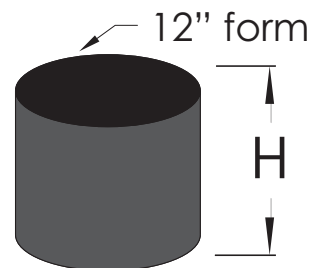
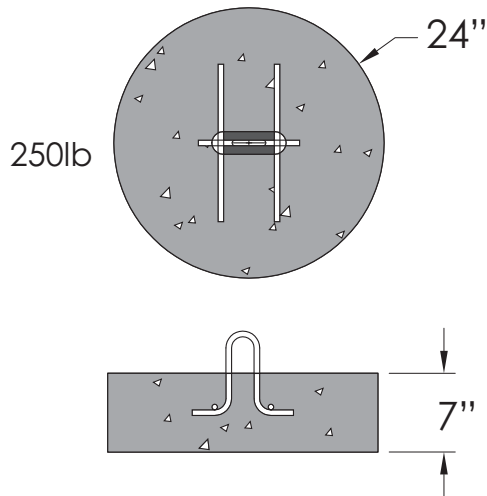
SL-MW-150



SL-MW-KIT



SL-MW-250



Mooring Kit Specifications

| Diameter (in) | Height (H) | Filled Weight (lb) |
|---------------|------------|--------------------|
| 12 | 10 | 75 |
| 12 | 14 | 105 |
| 12 | 18 | 135 |



Sealite USA, LLC
61 Business Park Drive
Tilton, New Hampshire 03276



www.nelcomarine.com
t: (250) 354 9011

No matter the marine application, Sealite can provide a marking solution to fit your specific need while meeting all federal, state, and municipal requirements/regulations. Our customers are some of the most demanding in the world, including the U.S. Armed Forces (Navy, Air Force, Coast Guard, Army), international conservation groups, state park departments, state police, and sheriff departments. Trust your marking requirements to Sealite.



V18-3

All specifications are subject to change without notice.



Sealite[®]
www.sealite.com

Sealite USA, LLC
61 Business Park Drive
Tilton, New Hampshire 03276
USA

t: +1 (603) 737 1311
f: +1 (603) 737 1320

w: www.sealite.com
e: info@sealiteusa.com